

MAGIC JAKE'S ULTIMATE GUIDE TO:

ARRANGING A KIDS PARTY

Make your party stress-free
and create an amazing, memorable day
for your child!






HEY THERE

Afraid of having a headache because of your child's upcoming birthday party? Magic Jake will give you tips on how to make your child's birthday party more enjoyable!

The tips that Magic Jake will give you have all come from years of experience in performing and organizing children's parties. Together, you and Magic Jake will plan in advance for an enjoyable and great party!

To an enjoyable and stress-free party,



A FEW GENERAL PARTY TIPS



Squeakers and blowers are fun at the end of a party. **DO NOT USE THEM** at the beginning. Put them in the party bags. These can cause distractions and will create chaos.

Do not put balloons on the floor. Children will try to step on and pop them. This will cause loud noises that scare younger children and make them cry.

Separate the sweet food from the main course. Let the guests eat the main course first to avoid leftovers.

Expect many people to come. Sometimes relatives tag along, so prepare extra party bags and food just in case.

Get noticed! Let your party guests know where the fun is by decorating the gate of the venue!

As children arrive, make them play a game to have the party starting immediately.

If you're paying for face painting, playing games with water is a bad idea.

One-and-a-half to two hours is long enough for a kid's party.

Book an entertainer in advance and send invitations **AS EARLY AS POSSIBLE**.

Always remember where the camera and lighter are for blowing out the candles on the cake!

PLAN
AHEAD
OF TIME

04 WEEKS BEFORE



List out all the children
to invite



Decide on the date, time
and place for the party



Ask anyone available
for help



Book your entertainment
and venue



Think about which food
to prepare



Look for games and activities that
are suitable for children's parties



Decide on the cake, depending on the
theme of the party. (Are you going to
make it? Buy a ready-made cake?)



PLAN
AHEAD
OF TIME


1 WEEK BEFORE



Update the parents or guardians who haven't replied yet.



Organize the music for the party atmosphere and games.



Make sure to hire a photographer (paid or a relative) for the memories!



1 DAY BEFORE



Is the cake good to go?



Get the party bags ready!



This is a great time to prepare
the food for tomorrow!



Is the inside of the
venue decorated?



Are the games sorted out?



PLAN
AHEAD
OF TIME

OO PARTY DAY!



Is the gate of the venue decorated?



Do you have lots of napkins and toilet paper?



All the food ready?



Lighter & candles for the cake?



Water for the kids?

breathe

Remember to breathe!



THE DAY OF THE PARTY

THE PARTY ROOM

I suggest that you book a venue for your party. When the party is done, you can go back to a tidy house (rather than spend hours tidying up and putting everything back in place). But if you decide to have the party in your house, make spaces inside by putting furniture in the corners. Also remove any breakable items, and make sure electrical sockets are covered.

PARTY FOOD

If you have enough room, give children separate seats and tables for their food. However, children often prefer sitting on the floor (tables and chairs are there for their food). I recommend disposable party plates and cups. This makes cleaning at the end of the party much easier. Keep the food simple. Children are too excited to eat a lot. They prefer fruits and finger food rather than sandwiches and rolls (which they have probably had in their school lunchbox all week). To add more simplicity, serve them juice and water.

WHAT TO DO WHEN THE CHILDREN ARRIVE?


When they arrive, put all the unopened presents to one side. Don't forget to check them while the birthday child opens them after the party. This is to make sure you'll know who gave which present. That way you can thank them individually. When everyone goes home, the birthday child will look forward to opening the gifts, which makes the child happy until the day ends. Make the children do something as they arrive. Help the children get to know each other by doing an activity and a few party games to make them interact.

Once the party is 30 minutes in and everyone has had a chance to arrive and play a game or two this is where MAGIC JAKE comes in and takes over with his ONE HOUR MAGIC & BALLOONS package. After that its time to open some presents, cut the cake and ta-daar, that's it! you've just hosted the best birthday party ever, good job!



SHOPPING & REMINDER LIST


- Invitations
- Cloths (to clean up messes)
- Paper napkins
- Paper plates
- Table (or space) where the presents go
- Decorations
- Music equipment and playlist
- Activity and games list
- Prizes for games
- Goodie bags
- Food for children
- Drinks for children
- Cake candles and matches/lighter
- Birthday cake
- Cake knife
- Paper roll
- trash bags
- Hand sanitizer
- Wet wipes
- Camera!
- Your family, your child, and of course, yourself!



END NOTE ON BIRTHDAY PARTIES:

Planning ahead is the key to a successful party. Give yourself some relief. Do not make the party longer than 2 hours. Invite people who are the same age as the celebrant. Prepare simple food for the party, and to make your life easier... book a professional entertainer, like **MAGIC JAKE!**

wink



EYES HERE!

MAGIC JAKE is serious when he says that he is all you need for parties. You don't have to hire many entertainers and add multiple activities to your party. Kids can easily get excited, overwhelmed, and distracted. MAGIC JAKE only wants to make your party run smoothly.

MAGIC JAKE'S ONE HOUR MAGIC & BALLOONS package is well-structured, fun, and creates an amazing experience for everyone!

If you hire MAGIC JAKE, the only things you have to provide on the day of your party are...

The food, the venue, party bags, two party games and, of course, the children!

And nothing more!!!

YES!
YES!
YES!
YES!

TO KEEPING THE KIDS ENTERTAINED!

TO LESS STRESS!

TO ENJOYING THE PARTY

TO ALL-IN-ONE COST!

JUST SIT BACK, RELAX AND WATCH THE CHILDREN HAVE TONS OF FUN!
RECEIVE A LOT OF COMPLIMENTS FROM THE PARENTS AS THEY TELL YOU WHAT A FANTASTIC PARTY YOU HAVE ARRANGED.

Bring more fun and happiness, and be stress-free!!

